

S-CROSS



WELCOME TO GOOD DIFFERENT

**SUZUKI. JUST STRAIGHT-UP, GREAT DRIVING.
SINCE 1955, WE'VE BUILT CARS WITH PERSONALITY
THAT ARE PROUDLY DIFFERENT.**

Yep, we're all about doing things a little differently – by offering the latest Suzuki tech, amazing specs and great value. That's why every car in our range is hybrid* as standard and jam-packed with clever features. From small, fun mild hybrids to advanced plug-in hybrids and head-turning SUVs with ALLGRIP 4-wheel drive**, there are no hidden add-ons and no surprises. See? Good Different.

We also know that car ownership doesn't stop at the car – it's about having a friendly, dedicated team you can rely on when you need them. Up and down the country, we have a brilliant network of dealers here to make the difference.

Test drive a Suzuki and experience our impressive blend of performance, dependability and safety features. Ready for something a little different? Come and get behind the wheel.

SUZUKI. GOOD DIFFERENT.



S-Cross



Swace



Vitara



Across



Swift

*Swift is a mild hybrid (MHEV). Vitara and S-Cross are available as either a full or mild hybrid. Swace is a full hybrid (HEV). Across is a plug-in hybrid (PHEV).

**ALLGRIP is only available on selected model variants.



Cross The Line

S-Cross is ready for any challenge the road throws at you. Bold and confident SUV-styling, intelligent safety equipment and advanced technology features come as standard. Plus, the spacious interior offers enough room for the whole family. And with ALLGRIP Select 4-wheel drive technology*, you can take control of the road, wherever it takes you next.

*Available on Ultra models only.

Bold SUV Styling

S-Cross makes a strong and lasting impression, with powerful SUV styling that's muscular and rugged, you'll command attention on every drive.



Front and Rear LED Lamps
The sharp and sleek headlamps and rear combination lights each feature three LED position beams which give a dynamic impression.



Roof Rails
The silver anodised aluminium roof rails and integrated rear spoiler provide a sharp aesthetic and aerodynamic smoothness.



Stylised Front Grille
The impressive Piano Black raised front grille adds instant presence as soon as you see S-Cross coming. This bold yet refined grille suggests a high centre of gravity to boost the muscular SUV design.



Rugged and Bold
The large, angular front and rear wheel arches add character to the exterior styling and contrast the smooth flowing body lines. Front face and rear bumper trims add further to the confident SUV appearance.



Room To Play

When you step inside S-Cross, the first thing you'll notice is the space. There's plenty of it. It's spacious, comfortable and versatile, to suit everyone's needs.



Spacious Cabin

Ample room in both the front and rear seating areas make for a relaxing and enjoyable driving experience.



Flexible Luggage Space

The 60:40-split rear seatback and multi-position luggage area board adds maximum versatility so you can pack anything and everything for your next journey.



Panoramic Sunroof*

Bring more of the outside in with a panoramic sunroof* that boasts an extra-large opening, with double sliding panels.



Adjustable Rear Seatback

A fully adjustable rear seatback lets rear passengers adjust their seating angle to their preference. Or, can be folded down entirely to increase cargo space.

*Available on Ultra models only.

Own Every Road


S-Cross is an all-around SUV, putting you in control in any driving situation thanks to ALLGRIP Select; Suzuki's 4WD technology. Select from Auto, Sport, Snow and Lock and drive with peace of mind as you take on any road.



ALLGRIP SELECT

Control The Conditions

ALLGRIP Select uses 2WD in normal conditions to maximise efficiency, only switching to 4WD when it's needed for traction. For more challenging drives, four easily selectable modes let you choose the 4WD setting that best match the driving conditions. Make your selection and drive away with confidence and control.



Auto

Prioritises fuel economy by only switching to 4WD when wheel slippage is detected.



Sport

Improves cornering performance by distributing optimised torque to the rear wheels based on throttle position and engine response.



Snow

Provides excellent stability and enhanced traction, especially during acceleration, on snow, unpaved or other slippery surfaces.



Lock

Delivers maximum torque to the rear wheels when needed to help keep you moving in the toughest terrain.

Comfortable Convenience


We want you to enjoy every drive. Which is why S-Cross features the latest technology to keep you comfortable and in control, whatever the journey.




360 View Camera*

The 360-degree view provides added safety and convenience. It uses four cameras which are linked to the central display to provide a clear all round view to the driver. Functions include a 3D opening view which enables the driver to check surroundings before moving off and a birds-eye view which supports safe and easy parking.

*Available on Ultra models only. The 360-view camera is not a replacement for safe driving. Please do not rely on this system alone. Always drive safely.



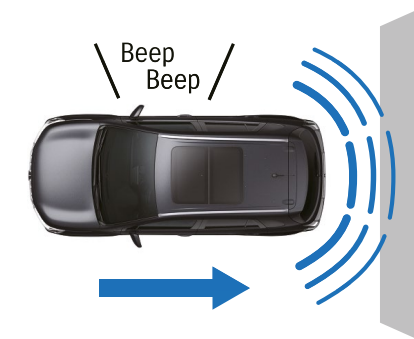
3D view



Top view

Front and Rear Parking Sensors

For safer parking, ultrasonic sensors in the front and rear bumpers detect obstacles and warn the driver with sounds and graphics on the multi-information display.



Dual-zone Automatic Air Conditioner

Thanks to dual-zone AC, you can keep everyone happy, by personalising temperature control to match the individual preferences of driver and front passenger.



Heated Seats

Heated front seats come as standard, with individual settings for passenger and driver, so everyone can ride comfortably.

A Second Pair of Eyes

You're safer when you know what's going on around you, and S-Cross comes with a range of cameras and sensors, acting as an extra set of eyes on the road. These intelligent safety systems anticipate and react to potentially dangerous situations, so you can always feel protected when behind the wheel.



SAFETY SHOULD NEVER BE AN AFTERTHOUGHT. SO S-CROSS COMES WITH A RANGE OF ADVANCED SAFETY FEATURES AS STANDARD – FOR PEACE OF MIND ON EVERY DRIVE

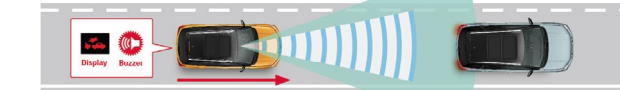
Suzuki Safety Support*

S-Cross uses several advanced cameras and laser sensors to monitor the driver, the road ahead, and other vehicles or pedestrians. The following safety features are included as standard on all S-Cross models.

Dual Sensor Brake Support (Automatic Emergency Braking)

Sensors are used to detect potential collisions with other vehicles or people, directly or diagonally ahead of the vehicle. If a risk is detected, the car will respond in one of three ways, depending on the situation:

1. Warning



Alerts the driver with an audio warning and visual warning

2. Brake assist



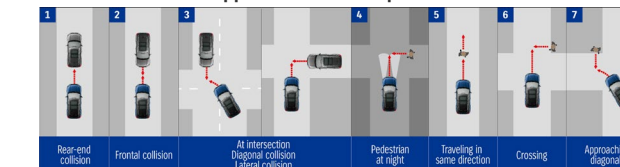
Deploys brake assist to increase braking force if the risk of collision is high and the driver panic brakes

3. Automatic brake



Applies strong automatic braking if the risk of collision increases even more

Dual Sensor Brake Support Detection Capabilities:



Driver Monitoring System

A safety system that checks for signs of driver fatigue, using a built-in camera to detect when you might need a friendly reminder to stay alert or take a break.

Intelligent Speed Assistance

This feature helps you stay within the speed limit by using GPS data and Traffic Sign Recognition. It identifies the speed limit and warns you if you're going too fast.

Lane Departure Warning & Prevention

When driving at speeds of approximately 37mph or faster and the vehicle departs the lane without the driver using a turn signal, the system vibrates the steering wheel and lights a warning indicator in the instrument cluster. As an additional feature, the driver will also notice an automatic input from the steering wheel at this time to ensure the car remains in its correct direction of travel.

Weaving Alert

At speeds of approximately 37mph or faster, the weaving alert function calculates the driving pattern and issues audio and visual warnings if the vehicle is straying due to driver drowsiness, or other reasons.

Blind Spot Monitor (BSM)

BSM detects vehicles located in or approaching the rear blind spots on either side of the vehicle and makes lane changing safer. When a vehicle is approaching or detected in a rear blind spot, a warning icon is illuminated in the relevant outer mirror.

Traffic Sign Recognition

This system utilises the monocular camera to detect traffic signs, such as speed limits, and displays the sign on the multi-information display to remind the driver. Up to three traffic signs can be displayed at once.

Hill Hold Control

The hill-hold control function makes hill-starts easy by preventing the vehicle from rolling backward when the driver moves his or her foot from the brake pedal to the accelerator pedal.

Adaptive Cruise Control

When there is a vehicle in front, the adaptive cruise control system uses millimetre-wave radar to gauge the distance to it and automatically maintains vehicle-to-vehicle distance in line with the setting selected out of three possible options. When there is no vehicle in front, the system maintains the speed from 25mph to 100mph (where permitted) as input by the driver.

Rear Crossing Traffic Alert (RCTA)

RCTA helps the driver avoid collisions when reversing out of parking spaces. When the sensors detect vehicles approaching blind spots in the rear, a buzzer and blinking mirror icons warn the driver.

*There is a limit to the ability of all safety features to detect obstacles, lanes and traffic signs, depending on road, traffic and weather conditions. Please do not rely on these systems alone to ensure safety, drivers must always be responsible for ensuring their own safe driving. For further information about the details and limitations of safety features, please speak with your local Suzuki dealer or refer to the owner's handbook.

Hybrid Drive

Dynamic and responsive driving, paired with either Mild or Full Hybrid technology. And it's this innovative combination of power, control and efficiency that ensures every trip in S-Cross is one to remember.



Our Mild Hybrid system provides battery assistance, meaning a small electric motor supports the petrol engine when it needs it most, such as during acceleration or going up a hill. The Full Hybrid powertrain provides dual power, switching between the petrol engine and electric motor or using a combination of both to drive the wheels. Whatever your choice, you'll get low CO₂ emissions, impressive fuel economy and a brilliant driving experience.



Connected Journeys

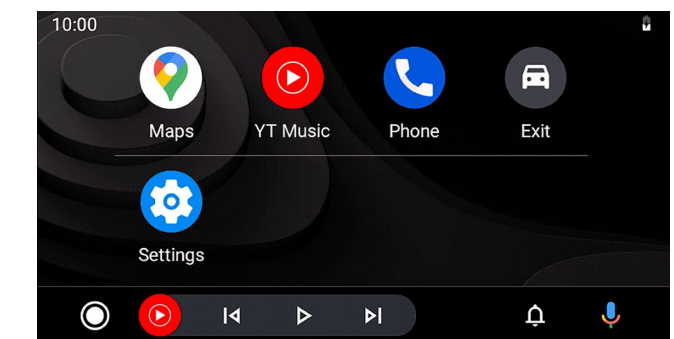
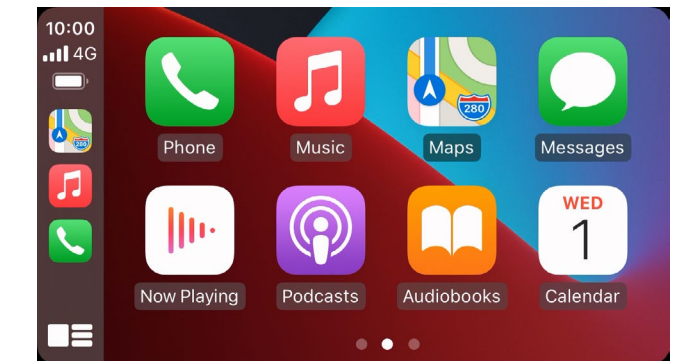
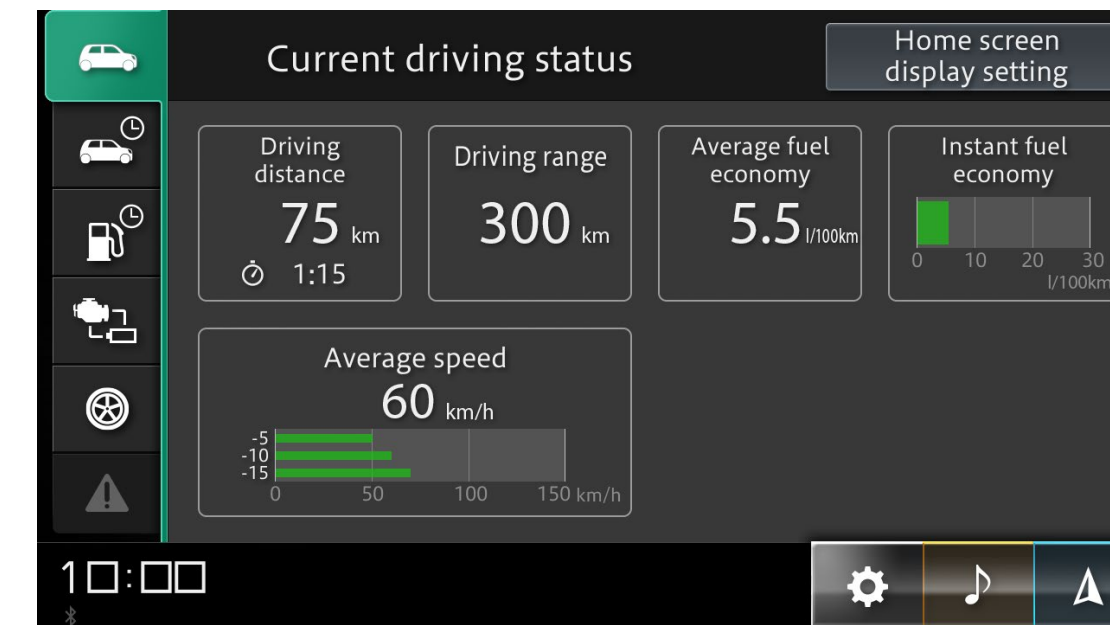
You spend a lot of time in your car. So we've got the features to make every journey enjoyable. The S-Cross in-car technology keeps you connected to what matters on every journey.



Display audio

S-Cross display audio features the latest in digital convenience, including voice recognition, hands-free Bluetooth® calling and smartphone connectivity via Apple CarPlay® & Android Auto™ as standard. It also displays fuel economy, driving range, hybrid energy flow, warnings, and views from the 360 degree* and rear-view camera. Additionally, a HD infotainment display and on-board navigation system that supports voice recognition keeps you connected at all times.

*Available on Ultra models only.



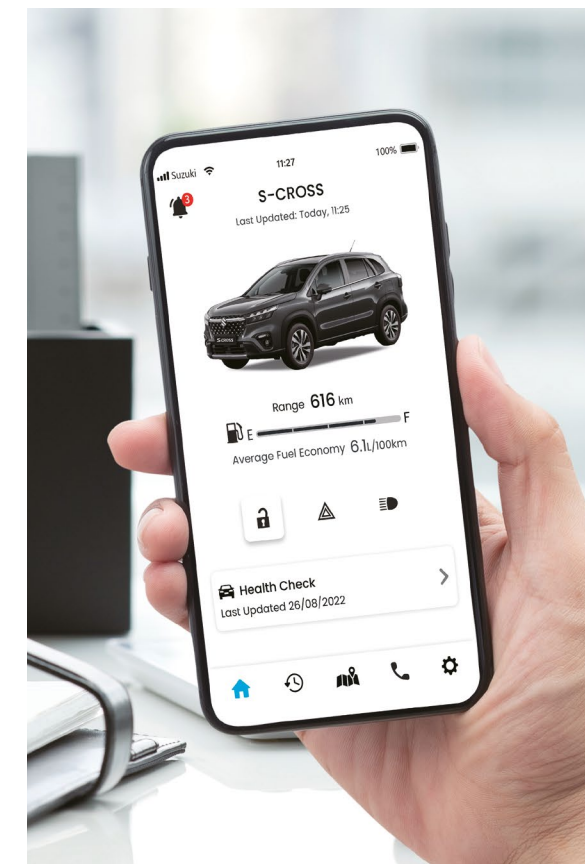
Feel The Connection

Owning a Suzuki has never been so effortless. Enjoy the convenience of staying in contact with your S-Cross, always knowing its needs and usage via your smartphone.



SUZUKI connect

Seven service functions available through the Suzuki Connect app let you keep tabs on your car at all times, so you can communicate with your car like never before.



Vehicle Status Notification

Get status notifications when you've forgotten to lock the doors or turn off headlamps/hazard lamps. The doors can be locked remotely. You can also check fuel level, cruising range and average fuel consumption from the app home page.



Parked Car Locator

This function helps you find your car easily in large car parks such as at an airport, simply by looking at the map on your smartphone. You can also share the parking location with your family and friends straight from your smartphone.



Driving History

Check and manage driving history data for the past 18 months, including date/time, start/end points, distance & average fuel consumption. Separate data by driver or by trip and categorise according to private or business use. You even have the option to export the data if necessary.



Geofencing and Curfew Alert

By setting area and time parameters, you will be alerted when the car has left or entered a specific area. Curfew alert notifies you when the car has failed to return home at a set time.



Security Notifications

Two types of security notification functions let you know if your car alarm is activated or if the engine has been started during a set time period defined by you.



Warning Light Notification

If there's a problem with your car, a notification will be sent to your smartphone, indicating the cause and recommended actions. Contact details for roadside assistance or your local/preferred Suzuki dealer will be provided.



Recall Notification

In the event of a service campaign or relevant recall, the information is sent as a notification to your smartphone.

Find your S-Cross



MOTION

With rugged looks and high quality styling, the confident Motion comes equipped and ready for true SUV driving. Key features include:

- 17-inch alloy wheels (painted finish)
- Front & rear under body trims
- Aluminium roof rails
- LED headlights (low and high beam)
- LED daytime running lights
- Auto headlights & wipers
- Dual Sensor Brake Support with enhanced pedestrian, bicycle and motorcycle detection
- Lane Departure Warning
- Lane Departure Prevention
- Weaving Alert
- Traffic Sign Recognition
- Blind Spot Monitor
- Rear Cross Traffic Alert
- eCall
- Keyless entry and start
- Front & rear parking sensors
- Rear parking camera
- 9-inch infotainment display
- Smartphone link with Android Auto™ and Apple CarPlay®
- Dual-zone automatic air conditioning
- Heated driver's and front passenger's seats
- Electrically folding door mirrors
- Door mirror with indicator
- 2-position reclining rear seat
- Auto high/low beam headlights
- Navigation system
- Auto-dimming rear view mirror
- Intelligent speed assist
- Driver monitoring system

ULTRA

With enhanced features across the board, the Ultra also offers the following for the ultimate SUV experience:

- 17-inch alloy wheels (polished finish)
- 360 view camera
- Leather seat upholstery
- Double sliding panoramic sunroof
- Front centre speaker

Attention-grabbing Shades

You've picked the model. Now pick your shade.



White



**Energetic Red
Pearl Metallic**



**Sphere Blue
Pearl Metallic**



**Silky Silver
Metallic**



**Titan Dark Grey
Pearl Metallic**



**Cosmic Black
Pearl Metallic**



What's Motability?

The Motability Scheme enables people to get mobile by exchanging their mobility allowance to lease a new car. Choose your favourite Suzuki Ignis, Swift*, Vitarā, S-Cross or Swace and lease it in exchange for your Government-paid mobility allowance. Many of our models start from Nil Advance Payment – which means you'll pay nothing upfront.

*Excludes Swift Sport.

Build Your Fleet

Get the best driving experience for your business, with Suzuki. Practical, stylish, safe and efficient. The award-winning Suzuki range meets all your needs. Plus, with excellent reliability and a dedicated Business Partners team, we're always on your side to help your business deliver more. Visit cars.suzuki.co.uk/business to find out how we can help.

Drive Away With Suzuki Finance

Whatever you're after, we've got a range of finance packages to help you get behind the wheel of your dream Suzuki.

What are the options?

1.

Personal Contract Purchase – Ideal for those who want maximum flexibility. Once you've agreed your deposit, repayment period and annual mileage, the dealer will calculate your monthly payments and optional final repayment amount. Then, once you've made all the monthly repayments, you have 3 options: own the vehicle by paying the optional final repayment, part exchange* the vehicle, or return the vehicle (return conditions apply**).
2.

Hire Purchase – If owning the vehicle at the end is your goal, this option is for you. After you set your deposit and repayment period, the dealer will determine your monthly payments. Then, once you've paid off the total amount including interest, the vehicle is yours to own!
3.

Personal Contract Hire – This is a fixed-cost rental agreement with no ownership at the end. Choose your new Suzuki, agree on your annual mileage and the term, then pay an initial rental followed by regular monthly payments. At the end of the agreement, simply return the vehicle (conditions apply**).

What's the difference?	HP	PCP	PCH - Subject to Availability
Length of the agreement	From 1-5 years	From 1-4 years	From 2-5 years
Deposit/Initial Rental Required	Yes £0 deposit may be available	Yes £0 deposit may be available	Yes Initial payment of between 1-12 months rentals
Fixed Monthly Repayments	Yes	Yes	Yes
Maximum Permitted age of car at Agreement End	Typically 14 Years	Typically 7 Years	Typically 5 Years
Ownership option at agreement end	Yes	Yes After optional final repayment is paid	No Vehicle must be returned
Mileage and condition restrictions/charges (if you exceed agreed mileage or the vehicle is not in good condition upon return)	No	Yes Charges apply if you return the vehicle	Yes
Optional Final Repayment	No	Yes	No
End of Contract Goods Return Option	No	Yes Return conditions apply	Yes Return is compulsory. Return conditions apply

CREDIT IS SUBJECT TO STATUS. THE VEHICLE IS AT RISK OF REPOSSESSION IF YOU DO NOT MAINTAIN CONTRACTUAL REPAYMENTS

What's next?

For more information or help finding the right product for you, pop into your local dealer or cars.suzuki.co.uk/Suzuki-finance

*Part exchange subject to settlement of your existing finance agreement; new finance agreements are subject to status.**To avoid incurring charges, the vehicle needs to be in good condition (fair wear and tear accepted) and within the permitted maximum mileage. The vehicle is at risk of repossession if you do not maintain contractual repayment. **Personal Contract Purchase and Hire Purchase:** Credit is available to UK residents aged 18 or over, subject to status. Suzuki Finance is a trading style of Suzuki Financial Services Limited, 33 Old Broad Street, London, EC2N 1HZ. Finance is available for Republic of Ireland residents, subject to status, and will vary from the above. The credit provider is Bank of Ireland Finance, which is a registered trading name of Bank of Ireland. **Personal Contract Hire:** Contract Hire is subject to status, age 18 and over. You will not own the vehicle. Contract Hire provided by Suzuki Contract Hire, a trading style of Lex Autolease Limited, Heathside Park, Heathside Park Road, Stockport, SK3 0RB.



THE SUZUKI SERVICE PROMISE



We believe everyone should be able to enjoy those little added extras – so we went and made them standard. With a team you can trust and a service you can rely on, you and your Suzuki are always in safe hands.

FOR YOUR CAR



Wash & vac for all pre-booked work



Vehicle health checks on every visit



Genuine Suzuki service stamp

FOR YOU



Range of payment options to suit you



Alternative transport options



Any additional work agreed by you

FOR YOUR PEACE OF MIND



Accident Aftercare
Free management of your accident claims and repairs



Service Activated Warranty
Free for cars aged 3+ years, up to 10 Years or 100,000 miles*

*Available to UK customers on Suzuki cars under 10 years old and under 100,000 miles. Warranty is valid for up to 12 months or (if lower) 9,000/12,500 miles (mileage cap varies based on model's service interval). Activates on first qualifying service and renews on subsequent qualifying services, up to a maximum of 10 years from the date of first registration or (if lower) 100,000 miles. A qualifying service is one carried out by a Suzuki service partner in accordance with the applicable Suzuki service interval. Terms & exclusions apply, see cars.suzuki.co.uk/owners/warranty. Cars without a full, up-to-date Suzuki service history will be subject to an initial health check and any identified faults will be excluded from warranty cover unless repaired at your cost during the qualifying service.

ADDITIONAL OWNER BENEFITS

Your Suzuki experience doesn't stop when you buy the car. We'll continue to look after you long after you've driven off the forecourt.

UP TO 10 YEARS WARRANTY

Every new Suzuki comes with a warranty that covers you for the first 3 years or 60,000 miles – whichever comes first. Followed by an up to 12 months / 10,000 miles additional warranty, with every qualifying service up until your car turns 10 years old or reaches 100,000 miles with our Service Activated Warranty.*



FREE 12 MONTHS BREAKDOWN COVER

We love keeping you on the road, hassle-free. That's why when you purchase a new Suzuki, we give you 12 months of comprehensive roadside cover.

FREE 2,000-MILE HEALTH CHECK

When your Suzuki has reached its 2,000-mile birthday, book in for a free service at your local Suzuki dealer to make sure your Suzuki is running like clockwork. After all, we know your Suzuki inside and out.

ACCIDENT AFTERCARE

We offer Suzuki Accident Aftercare, which is completely free for all Suzuki owners – and it doesn't matter who was at fault. We'll also manage the insurance claim process.

AND DON'T FORGET

To insure your Suzuki with us. Exclusively available for Suzuki owners, our **competitive annual insurance** will cover and protect your Suzuki in the unfortunate event of an accident.

Before you drive your Suzuki away, we can apply our **Gen-3 Glasscoat paint protection** to keep it looking as good as new. Protecting it against acid rain, car wash brushes, bird lime and road grit.

For more information, please contact your local Suzuki Dealership.

EQUIPMENT

CATEGORY	DESCRIPTION	MOTION	ULTRA
Safety	ALLGRIP Select 4-mode 4-wheel Drive system		•
	ABS with EBD and Brake Assist function	•	•
	ESP® (Electronic Stability Program)*	•	•
	Hill hold control	•	•
	Driver & front passenger airbags	•	•
	Front passenger airbag deactivation system	•	•
	Side airbags (incorporated into front seats)	•	•
	Curtain airbags	•	•
	Driver knee airbag	•	•
	Front 3-point ELR seatbelts with pretensioner, force limiter	•	•
	3 x Rear 3-point ELR seatbelts	•	•
	2 x ISOFIX child seat anchorages	•	•
	3 x Child seat tether anchorages	•	•
	Childproof rear door locks	•	•
	Side impact protection beams	•	•
	Tyre pressure monitoring system	•	•
	Dual Sensor Brake Support	•	•

CATEGORY	DESCRIPTION	MOTION	ULTRA
Safety	Lane Departure Warning	•	•
	Lane Departure Prevention	•	•
	Intelligent Speed Assist	•	•
	Driver Monitoring System	•	•
	Weaving Alert	•	•
	Traffic Sign Recognition	•	•
	Blind Spot Monitor	•	•
	Rear Cross Traffic Alert	•	•
	eCall	•	•
	Emergency stop signal	•	•
	Emergency flat tyre repair kit	•	•
Security	Immobiliser	•	•
	Security alarm	•	•
	Remote central door locking	•	•
	Deadlocks	•	•
	Freewheeling key cylinders	•	•
	Locking wheel nuts	•	•
	Visible VIN	•	•

*ESP® is a registered trademark of Daimler AG.

EQUIPMENT

CATEGORY	DESCRIPTION	MOTION	ULTRA
Comfort & Convenience	Engine auto stop start system	•	•
	Keyless entry and start	•	•
	Front & rear parking sensors	•	•
	Rear parking camera	•	•
	360 view camera		•
	Adaptive Cruise Control with speed limiter	•	•
	3-spoke leather covered steering wheel	•	•
	Telescopic adjustable steering wheel	•	•
	Tilt-adjustable steering wheel	•	•
	Gear shift paddles	AGS only	AGS only
	Tachometer	•	•
	4.2 inch colour LCD information display	•	•
	Lights-on and key-in reminder	•	•
	Front & rear seatbelt reminder	•	•
	Electric front windows	•	•
	Electric rear windows	•	•
	Front map light	•	•
	Centre cabin light	•	•
	Glovebox light	•	•

CATEGORY	DESCRIPTION	MOTION	ULTRA
Comfort & Convenience	Centre lower console box light	•	•
	Front footwell lights	•	•
	Luggage area lamp	•	•
	Front sun visors with vanity mirrors & ticket holders	•	•
	Front vanity mirrors illumination	•	•
	Passenger's side assist grips	•	•
	2 x Rear assist grips	•	•
	Foot rest (driver's side)	•	•
	12V accessory socket (centre lower box)	•	•
	12V accessory socket (luggage area)	•	•
	Front centre armrest	•	•
	Rear centre armrest	•	•
	Driver seat height adjuster	•	•
	2-position reclining rear seat	•	•
	Fabric seat upholstery	•	
	Leather seat upholstery		•

EQUIPMENT

CATEGORY	DESCRIPTION	MOTION	ULTRA
Heating & Visibility	Double sliding panoramic sunroof		•
	Dual-zone automatic air conditioning	•	•
	Heater	•	•
	Pollen filter	•	•
	Heated driver's and front passenger's seats	•	•
	LED headlamps (low and high beam)	•	•
	Automatic headlamp levelling	•	•
	Auto high/low beam headlights	•	•
	Daytime running lights - LED	•	•
	Front fog lamps	•	•
	Rear fog lamps	•	•
	LED rear combination lamps	•	•
	Auto-dimming rear view mirror	•	•
	Automatic headlamps	•	•
	Front wiper, 2 speeds (low, high) with adjustable intermittent + washer	•	•
	Rear wiper, 1 speed with intermittent + washer	•	•
	Automatic wiper	•	•
	Electrically adjustable door mirrors	•	•
	Heated door mirrors	•	•
	Electrically folding door mirrors with built-in turn signal lamp	•	•

CATEGORY	DESCRIPTION	MOTION	ULTRA
Styling	17" alloy wheels (painted finish)	•	
	17" alloy wheels (polished finish)		•
	Rear privacy glass	•	•
	Wheel arch extensions	•	•
	Front and rear under body trim - silver	•	•
	Roof rails - aluminium	•	•
	Chrome window sills	•	•
	Body colour exterior door handles	•	•
	Body colour exterior door mirrors	•	•
	Fabric door trim insert, front	•	
	Synthetic leather door trim insert, front		•
	Shift knob piano black with chrome accent	•	•
	Chrome interior door handles	•	•
	Silver A/C vent trims	•	•
	Piano black front grille	•	•

EQUIPMENT

CATEGORY	DESCRIPTION	MOTION	ULTRA
Storage	4 x cup holders (2 x front, 2 x rear)	•	•
	2 x front door and 2 x rear door bottle holders	•	•
	Centre console box	•	•
	Centre lower box	•	•
	Passenger side seat back pocket	•	•
	Rear seat with 60:40 split folding	•	•
	Luggage area cover	•	•
	Removable double luggage room floor	•	•
	Luggage area shopping bag hook, 2 x net hook	•	•

CATEGORY	DESCRIPTION	MOTION	ULTRA
	9-inch infotainment display	•	•
	DAB digital radio	•	•
	Bluetooth integrated into audio unit	•	•
	USB connector	•	•
	Navigation system	•	•
	Smartphone link with Android Auto™ and Apple CarPlay®	•	•
	4 x speakers	•	•
	2 x tweeters	•	•
	Front centre speaker		•
	Steering wheel mounted audio controls	•	•

TECHNICAL SPECIFICATIONS

	MODEL		1.4 BOOSTERJET MILD HYBRID		1.4 BOOSTERJET MILD HYBRID ALLGRIP	1.5 FULL HYBRID	1.5 FULL HYBRID ALLGRIP
	AVAILABLE MODELS		MOTION	ULTRA	ULTRA	MOTION, ULTRA	ULTRA
Engine	Type		K14D BOOSTERJET			K15C	
	Number of cylinders		4			4	
	Number of valves		16			16	
	Piston displacement	cm³	1,373			1,462	
	Maximum output	PS (kW) / rpm	129 (95) / 5,500			115 (85) / 6,000	
	Maximum torque	Nm (lbft) / rpm	235 (173) / 2,000-3,000			138 (101) / 4,400	
	Fuel distribution		Direct Injection			Multipoint injection	
	EU emission standard		Euro 6e			Euro 6e	
Electric Motor	Type		WA06B			MGU	
	System		Synchronous motor			Motor generator Unit	
	Maximum output	kW/rpm	10 / 3,000			24.6	
	Maximum torque	N•m/rpm	53 / 500			60	
Transmission	Type		6-speed manual		6-speed manual 4x4	6-speed Automated Manual	6-speed Automated Manual 4x4
	Gear ratio	1st	3.615		3.615	3.846	
		2nd	1.955		1.955	2.238	
		3rd	1.207		1.207	1.540	
		4th	0.886		0.886	1.170	
		5th	0.738		0.738	0.868	
		6th	0.644		0.644	0.660	
		Reverse	3.481		3.481	3.769	
	Final gear ratio		4.059		4.059	4.688	

	MODEL		1.4 BOOSTERJET MILD HYBRID		1.4 BOOSTERJET MILD HYBRID ALLGRIP	1.5 FULL HYBRID	1.5 FULL HYBRID ALLGRIP
	AVAILABLE MODELS		MOTION	ULTRA	ULTRA	MOTION, ULTRA	ULTRA
Weights & Dimensions	Tyres		215/55 R17		215/55 R17	215/55 R17	215/55 R17
	Overall length	mm	4,305		4,305	4,305	4,305
	Overall width	mm	1,785		1,785	1,785	1,785
	Overall height	mm	1,585		1,585	1,585	1,585
	Wheelbase	mm	2,600		2,600	2,600	2,600
	Minimum turning circle	m	10.8		10.8	10.8	10.8
	Ground clearance	mm	175		175	175	175
	Seating capacity	Persons	5		5	5	5
	Luggage capacity (seatback folded, VDA litres)		665		665	665	665
	Luggage capacity (seatback raised, VDA litres)		430		430	293	293
	Kerb weight inc full options	kg	1,235		1,305	1,308	1,378
	Gross vehicle weight	kg	1,685		1,755	1,740	1,810
	Max towing weight (braked)	kg	1,500		1,500	1,200	1,200
	Max towing weight (un-braked)	kg	600		600	400	400
Performance & Economy	Maximum speed		mph / km/h		121 / 195	121 / 195	108 / 175
	0-62 mph / 0-100 km/h		seconds		9.5	10.2	13.5
	Fuel tank capacity		litres		47	47	47
	CO2 emissions	(WLTP)	g/km	121	122	131	116
	Fuel consumption (WLTP)	Low	mpg (l/100km)	47.3 (6.0)	46.3 (6.1)	43.4 (6.5)	56.4 (5.0)
		Medium	mpg (l/100km)	58.8 (4.8)	58.8 (4.8)	53.2 (5.3)	61.4 (4.6)
		High	mpg (l/100km)	60.7 (4.7)	61.4 (4.6)	57.6 (4.9)	62.7 (4.5)
		Extra High	mpg (l/100km)	47.8 (5.9)	47.8 (5.9)	45.5 (6.2)	46.3 (6.1)
		Combined	mpg (l/100km)	52.3 (5.4)	52.3 (5.4)	49.5 (5.7)	55.3 (5.1)



For more information
or to book a test drive, visit:
cars.suzuki.co.uk/new-cars/scross/

Fuel economy and CO₂ results for the Suzuki S-Cross range. Mpg (l/100km) (combined): 48.7 (5.8) to 55.3 (5.1). CO₂ emissions: 131 to 116 g/km. Figures shown are for comparability purposes; only compare fuel consumption and CO₂ figures with other cars tested to the same technical procedures. These figures may not reflect real life driving results, which will depend upon a number of factors including the accessories fitted (post-registration), variations in weather, driving styles and vehicle load. Specifications and equipment vary depending on engine, transmission and model grade. Model availability varies by dealer. Please contact your local Suzuki Dealer for full details. All details correct at time of broadcast – May 2025. Vehicles shown throughout this brochure are for illustration only and may feature non-UK/ROI equipment. SuzukiGB PLC, Steinbeck Crescent, Snelshall West, Milton Keynes, Bucks MK4 4AE. Suzuki Customer Services 08085 011959 (UK) or 01 619 3671 (ROI). Calls may be recorded or monitored.